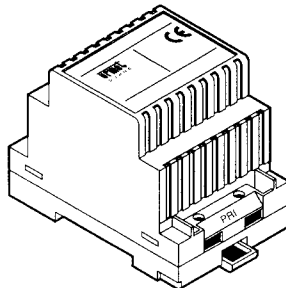
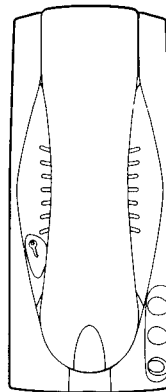
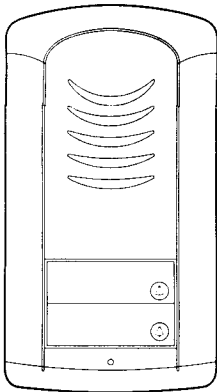




**CITOSET V1**  
**Sch./Ref. 1129/501-/518**

**CITOSET V2**  
**Sch./Ref. 1129/502-/528**



1129/501/518

1129/502/528

1129/503/538

1129/504/548

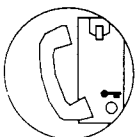
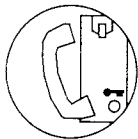
1129/505/558

1129/506/568

**SCHEMA DI COLLEGAMENTO**  
**WIRING DIAGRAM**  
**SCHEMA D'INSTALLATION**  
**ESQUEMAS DE CONEXION**  
**ANSCHLUBPLAN**

**SC101-0858C**

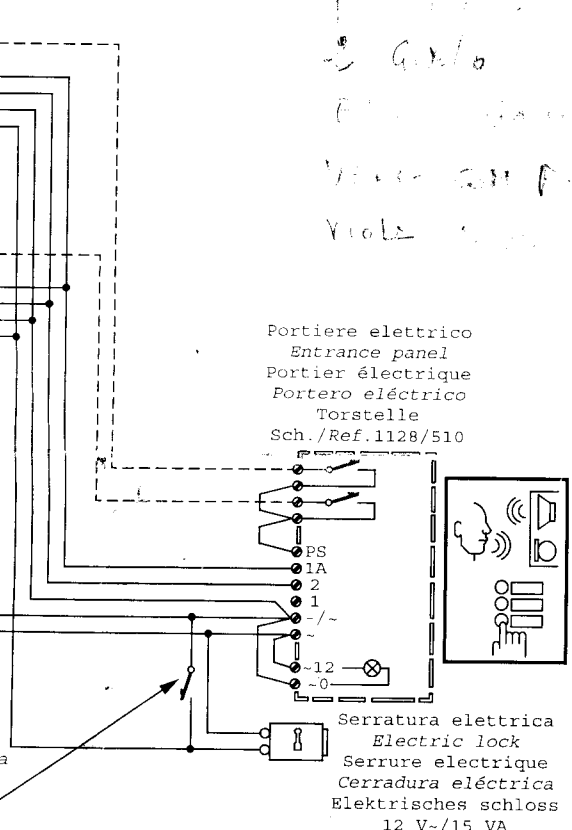
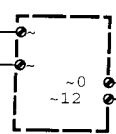

Citofono  
 Door phone  
 Poste d'appartement  
 Teléfono  
 Hausstation  
 Mod. Atlantico  
 Sch./Ref.1133/1



Trasformatore  
 Transformer  
 Transformateur  
 Transformador  
 Transformator

Linea~  
 Line~  
 Ligne~  
 Linea~  
 Leitung~

Azionamento apriporta  
 Lock Operation  
 Actionnement Serrure  
 Accionamiento Cerradura  
 Schlossbetätigung



Portiere elettrico  
 Entrance panel  
 Portier électrique  
 Portero eléctrico  
 Torstelle  
 Sch./Ref.1128/510

Serratura elettrica  
 Electric lock  
 Serrure électrique  
 Cerradura eléctrica  
 Elektrisches schloss  
 12 V~/15 VA

6 of 410  
 11/12/13  
 14/15/16  
 17/18/19  
 20/21/22  
 23/24/25  
 26/27/28  
 29/30/31  
 32/33/34  
 35/36/37  
 38/39/40  
 41/42/43  
 44/45/46  
 47/48/49  
 50/51/52  
 53/54/55  
 56/57/58  
 59/60/61  
 62/63/64  
 65/66/67  
 68/69/70  
 71/72/73  
 74/75/76  
 77/78/79  
 80/81/82  
 83/84/85  
 86/87/88  
 89/90/91  
 92/93/94  
 95/96/97  
 98/99/100


**DS 1129-002**

**urmet**  
**DOMUS**

**LBT 7785**

**FILIALI**

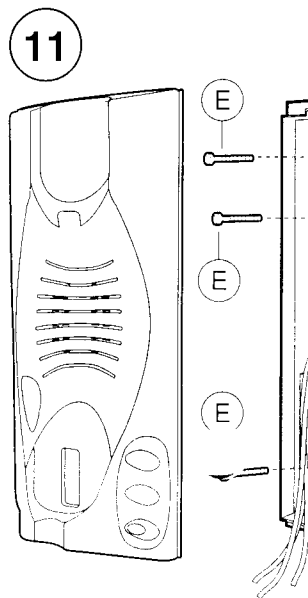
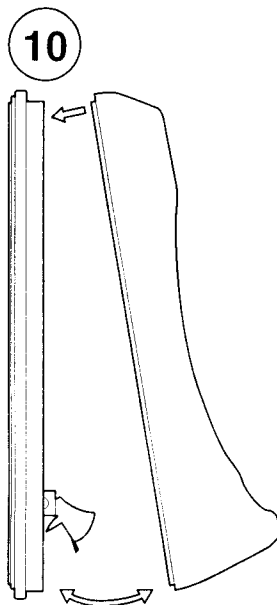
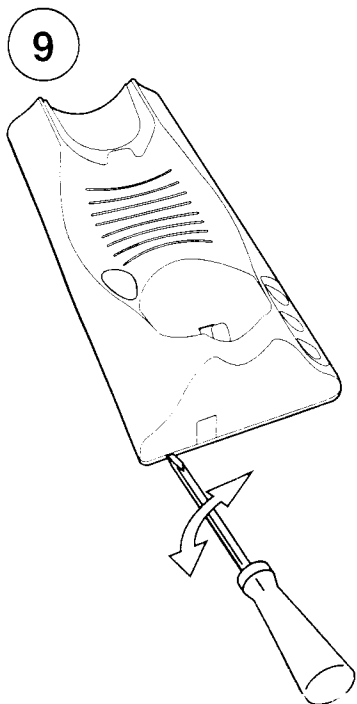
20151 MILANO - Via Gallarate 218  
 Tel. 02.380.111.75 - Fax 02.380.111.80  
 00043 CIAMPINO (ROMA) - Via L.Einaudi 17/19A  
 Tel. 06.791.07.30 - Fax 06.791.48.97  
 80013 CASALNUOVO (NAPOLI)  
 Via Nazionale delle Puglie 3  
 Tel. 081.193.661.20 - Fax 081.193.661.04  
 30030 VIGONOVO (VENEZIA) - Via del Lavoro 71  
 Tel. 049.738.63.00 r.a. - Fax 049.738.63.11



<http://www.urmetdomus.com>  
 e-mail: info@urmetdomus.it

**STABILIMENTO**

URMET DOMUS S.p.A.  
 10154 TORINO (ITALY)  
 VIA BOLOGNA 188/C  
 Telef. 011.24.00.000 (RIC. AUT.)  
 Fax 011.24.00.300 - 323  
 Call Center 011.23.39.801



Il prodotto è predisposto per il montaggio dei seguenti accessori:

- Sch. 1132 54: Kit gong tritonale
- Sch. 1133 56: Kit tasto mute e led
- Sch. 1133 55: Tasti addizionali
- Sch. 1133 50: Supporto per installazione su tavolo
- Sch. 1132 53: Kit regolatore di chiamata
- Sch. 9854 52 53: Buzzer supplementari
- Sch. 9854 54: Altoparlante addizionale

The product is set up for fitting the following accessories:

- Ref. 1132 54: Three-tone gong
- Ref. 1133 56: Mute button and LED kit
- Ref. 1133 55: Additional buttons
- Ref. 1133 50: Table mounting stand
- Ref. 1132 53: Call regulator kit
- Ref. 9854 52 53: Additional buzzers
- Ref. 9854 54: Additional speaker

Le produit est prévu pour le montage des accessoires suivants:

- Ref. 1132 54: Kit gong tritonale
- Ref. 1133 56: Kit touche mute et diode
- Ref. 1133 55: Touches supplémentaires
- Ref. 1133 50: Support pour installation de table
- Ref. 1132 53: Kit régulateur d'appel
- Ref. 9854 52 53: Ronfleurs supplémentaires
- Ref. 9854 54: Haut-parleur supplémentaire

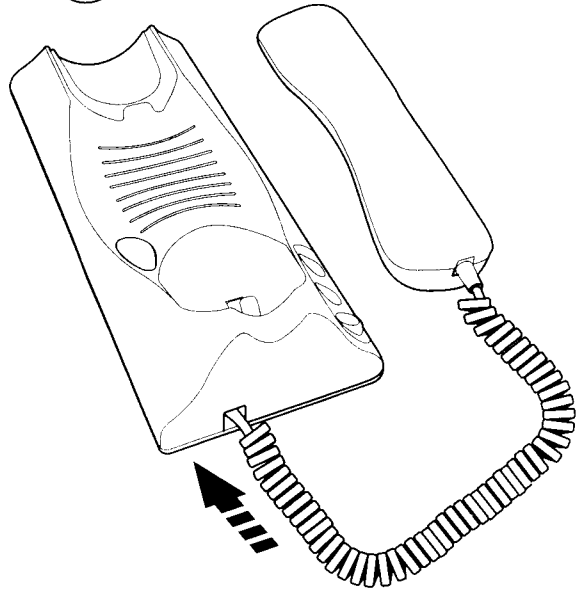
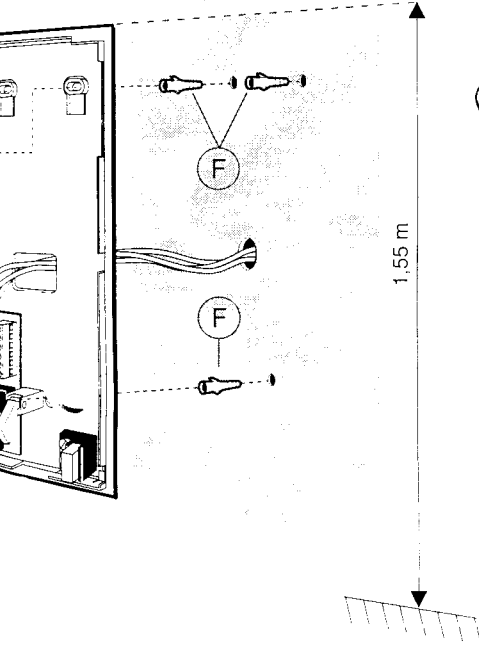
El producto está predisposto para montarle los siguientes accesorios:

- Ref. 1132 54: Kit gong de tres tonos
- Ref. 1133 56: Kit tecla de desconexión del microfono (mute) y led
- Ref. 1133 55: Teclas adicionales
- Ref. 1133 50: Soporte para la instalación de sobremesa
- Ref. 1132 53: Kit regulador de llamada
- Ref. 9854 52 53: Zumbadores adicionales
- Ref. 9854 54: Altavoz adicional

Das Produkt ist für die Installation der folgenden Zubehörteile ausgelegt:

- Karte 1132/54: Kit Dreiklang-Gong.
- Karte 1133/56: Kit Mute-Taste und Led
- Karte 1133/55: Zusatztasten
- Karte 1133/50: Halterung für die Tischinstallation
- Karte 1132/53: Kit Rufeinstellung NICHT montiert werden
- Karte 9854/52/53: Zusätzlicher Summer
- Karte 9854/54: Zusätzlicher Lautsprecher

12



**C4.001**  
**Sezioni minime dei conduttori /**  
**Minimum wire cross-section areas /**  
**Sections minimum des conducteurs**  
**Secciones mínimas de los conductores /**  
**Mindestabmessungen der Leiterquerschnitte**

Distanza / Distance / Distance / Distancia / Entfernung	m	50	100	200	300
Circuito fonico e chiamata Phonic and call circuit Circuit phonique et d'appel Circuito fónico y de llamada Sch- und Rufleitung	mmq	0,5	0,5	0,8	1
Circuito apriporta Door opener circuit Circuit ouvre-porte Circuito abre-puerta Türöffnerkabel	mmq	0,5	0,8	1	1,6

- Le distanze si intendono tra la postazione esterna ed il citofono più lontano.
- Posare i cavi ad una adeguata distanza dalle linee di potenza (il più distante possibile).
- *The indicated distance is between door unit and most distant door phone.*
- *Lay the wires at a suitable distance from power lines (as far away as possible).*
- Les distances s'entendent entre le poste externe et l'interphone le plus éloigné.
- Poser les câbles à une certaine distance des lignes de puissance (la plus grande possible).
- *Las distancias se consideran entre el puesto exterior y el interfono más lejano.*
- *Colocar los cables a una distancia adecuada de las líneas de potencia (lo más alejados posible).*
- Unter den Abständen werden die zwischen Außenstelle und am weitesten entfernter Sprechanlage verstanden.
- Die Kabel in einem angemessenen Abstand von den Starkstromleitungen verlegen (so groß wie möglich).